

 Haig ERP



Product Intro

The future of enterprise software



About

Haig

ERP

An all-in-one ERP built to power your business operations — from finance and sales to inventory, manufacturing, HR, and beyond. Ready to use across industries and countries, with full flexibility to adapt to your unique workflows.





Are you still paying for Subscription?

No per-user pricing; pay only for hosting

Businesses are spending 2-6% of their revenue on proprietary SaaS, which keeps growing exponentially with time thanks to per-user pricing plans. But that is not the case with us, own your own code, there is only hosting costs there on.

Predicted

cost

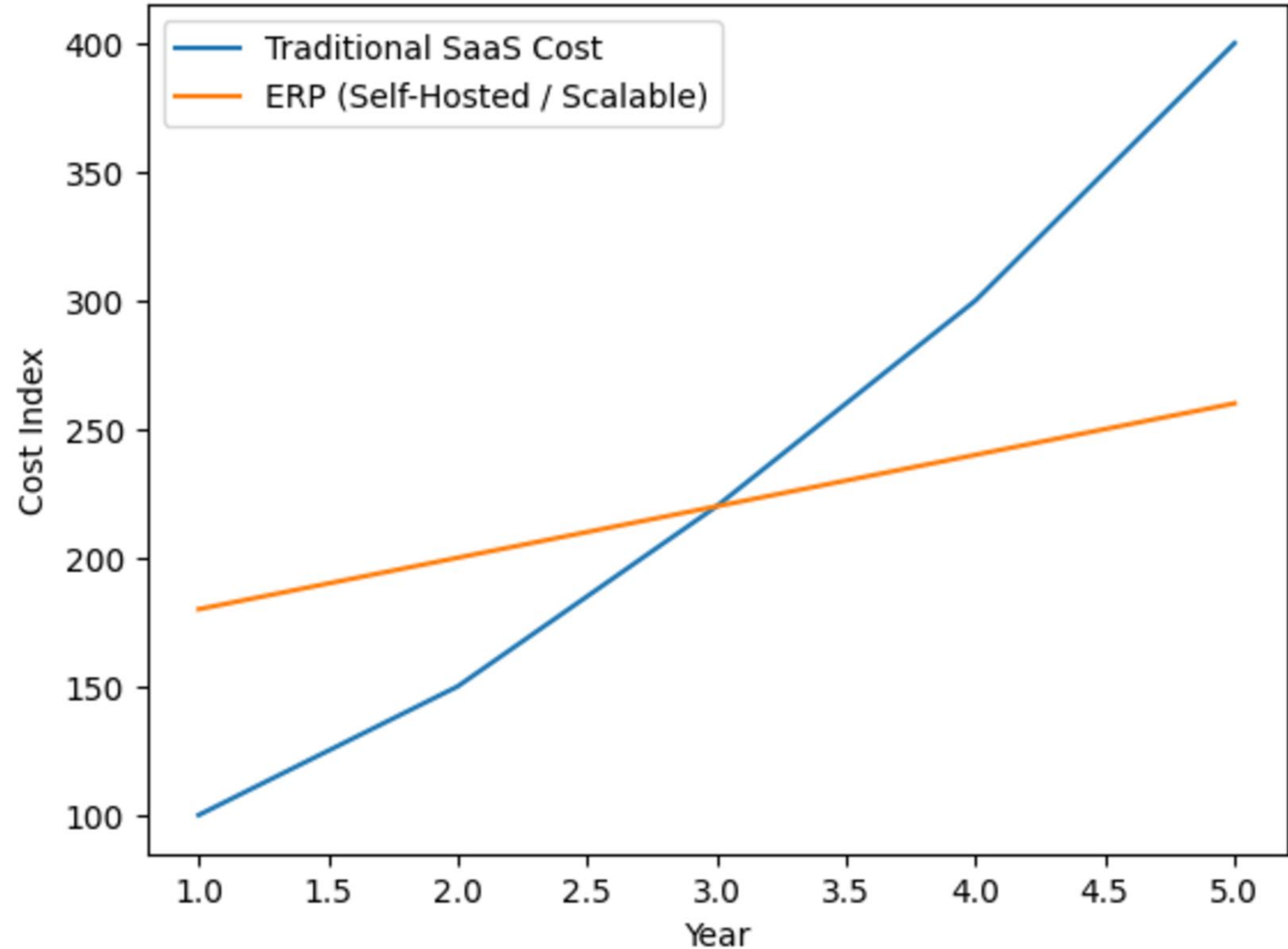
comparison

Expected financial gains following the adoption of ERP

Traditional SaaS costs grow exponentially as your team grows, while ERP costs scale linearly with infrastructure — saving significantly in the long run.



Cost Comparison: Traditional SaaS vs ERP



 Haig ERP



Product Module

**Are you still paying for 10 over
different SAAS to manage your
business?**

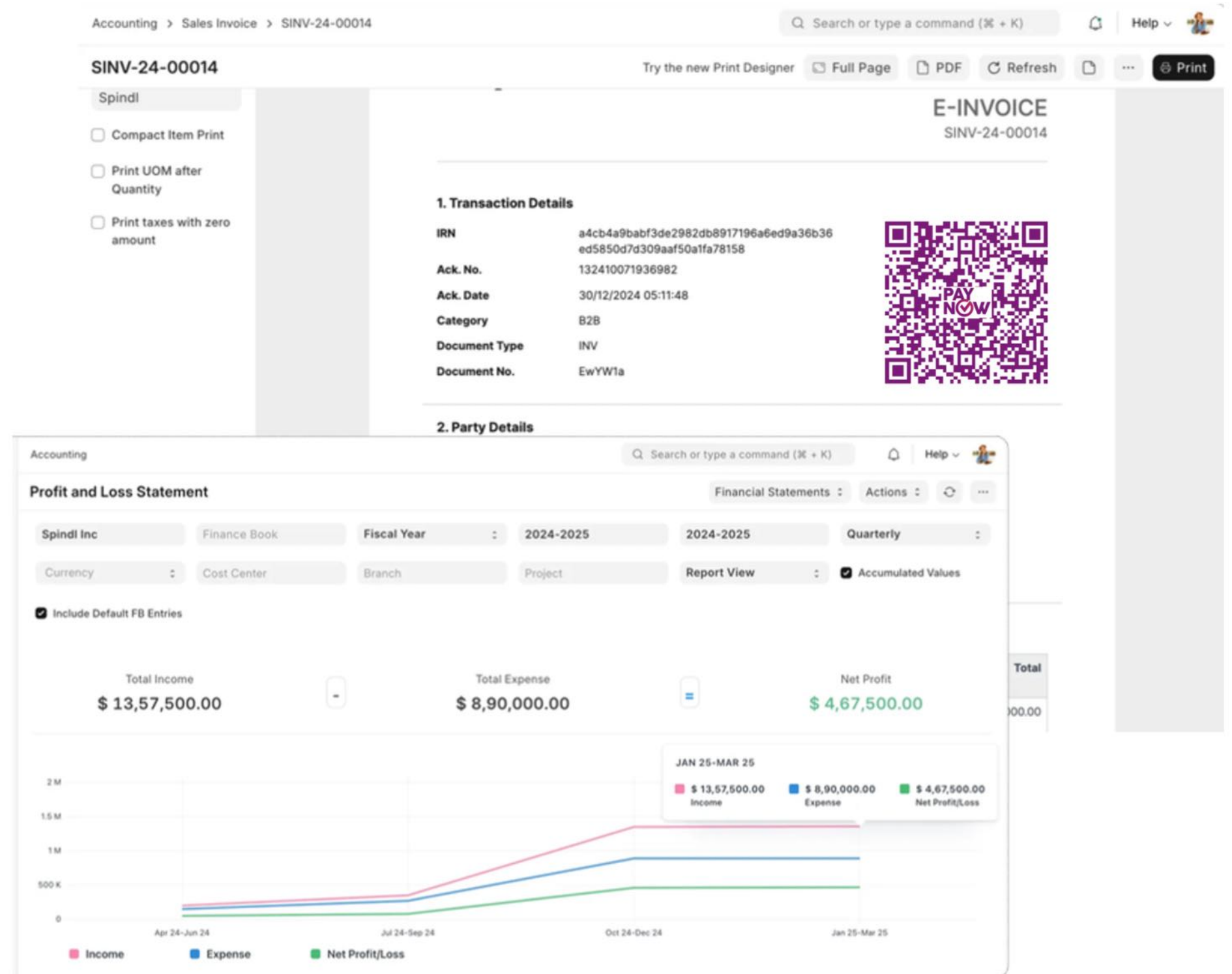
Fully customise or accelerate your
implementation with our pre-configured
module templates, tailored for
Manufacturing . Trading & Distribution
Retail . Engineering (EPC)
E-commerce . Education
Healthcare . Professional Services
Financial Services . Non-profit . etc.



Account

1. Flexible chart of accounts
2. General ledger management
3. Billing, payables & receivables
4. Tax & compliance support
5. Cost centres & budgeting
6. Financial reports
7. Asset management
8. Account reconciliation
9. Multi-company & multi-currency
10. IRAS API integration

Accurate account management, fully in your control.



Sale

Manage customers, orders, and payments seamlessly in one system.

The screenshot displays a CRM interface with a sales process flow and a quotation document. The flow consists of four steps: CRM, Lead, Opportunity, and Quotation. The Quotation document is for 'Atlas Services' and includes a table of items and a summary of totals.

Selling > Quotation > SAL-QTN-2024-00002

Search or type a command (⌘ + K) | Help

SAL-QTN-2024-00002 | Try the new Print Designer | Full Page | PDF | Refresh | Print

en

Letter Head

Compact Item Print

Print UOM after Quantity

Print taxes with zero amount


spindl

QUOTATION

SAL-QTN-2024-00002

DRAFT

Customer Name: Atlas Services **Date:** 12-12-2024
Address: 89 Block 98, Florida, USA **Valid Till:** 12-01-2025
Company Address: 56 Block 467 Florida, USA

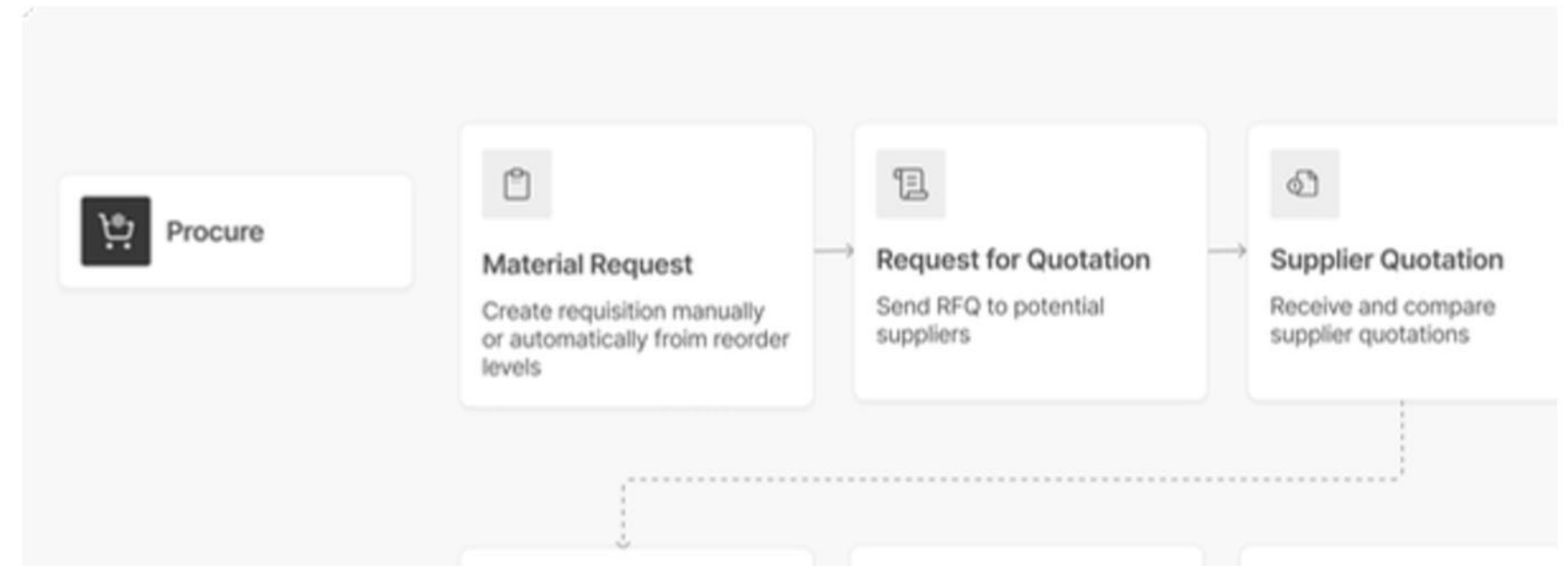
Sr	Description	Quantity	Rate	Amount
1	 Lehenga	Nos 5	\$ 80.00	\$ 400.00

Net Total: \$ 400.00
Total Taxes and Charges: \$ 24.00
Grand Total: \$ 424.00

1. Generate professional quotations
2. Fast order-to-cash processing
3. Flexible pricing control
4. Blanket orders for contract pricing
5. Faster and more reliable payments

Procurement

Simplify procurement, payments, and supplier management.



Stock > Item > Axle Assembly

Search or type a command (⌘ + K) Help

Axle Assembly Enabled View Actions Duplicate Save

Details Dashboard **Inventory** Accounting Purchasing Sales Tax Quality Manufacturing

Auto re-order ^

Reorder level based on Warehouse
Will also apply for variants unless overridden

<input type="checkbox"/>	No.	Check in (group)	Request for *	Re-order Level	Re-order Qty	Material Request T...	
<input type="checkbox"/>	1	All Warehouses - SI	Stores - SI	100	250	Purchase	
<input type="checkbox"/>	2	Finished Goods - SI	Finished Goods - SI	50	100	Transfer	

Add Row

Serial Nos and Batches v

Stock Settings

Defaults Stock Validations Stock Reservation Serial & Batch Item **Stock Planning** Stock Closing

Auto Material Request

Raise Material Request When Stock Reaches Re-order Level Notify by Email on Creation of Automatic Material Request

1. Automate procurement with material requests
2. Auto-replenishment with smart reordering
3. Request and compare supplier quotations
4. Manage supplier quotations centrally
5. Centralized purchase order management
6. Goods receipt and tracking
7. Payables and payment management
8. Procurement reports & analytics

CRM

1. 360° customer view
2. Visual sales pipeline (Kanban view)
3. Accurate sales forecasting
4. Built-in integrations (Twilio, Exotel, WhatsApp, Email & more)
5. Real-time dashboards & reporting
6. Fully self-owned ERP — customize, extend & host freely
7. Unlimited users with no per-user cost

Fully featured self own CRM

COMPARISON

FEATURES	HAIG ERP	SALESFORCE	LEADSQUARED	PIPEDRIVE	ZOHO CRM
Unlimited users	✓	×	×	×	×
Customization without vendor	✓	×	×	×	×
Pricing	Starts with your server for FREE	Starts at \$25/user	Starts at \$25/user	Starts at \$12/user	Starts at \$10/user
Lead/Deal Management	✓	✓	✓	✓	✓
Email/Call	✓	✓	✓	✓	✓
Dashboard and Analytics	✓	✓	✓	✓	✓
Tasks/Notes	✓	✓	✓	✓	✓

Inventory management

A comprehensive inventory management system designed for full visibility and operational efficiency.

Stock > Item > Bicycle

Search or type a command (⌘ + G) Help

Bicycle Enabled View Actions Duplicate Save

Details Dashboard Inventory Accounting Purchasing Sales Tax Quality Manufacturing

Item Name: Bicycle Disabled

Item Group: Products Allow Alternative Item

HSN/SAC: Maintain Stock

Is Nil Rated or Exempted Has Variants

Is Non GST If this item has variants, then it cannot be selected in sales orders etc.

Default Unit of Measure: Nos Valuation Rate: 0.00

Item Category: Is Fixed Asset

Sub Item Category: Over Delivery/Receipt Allowance (%): 0.000

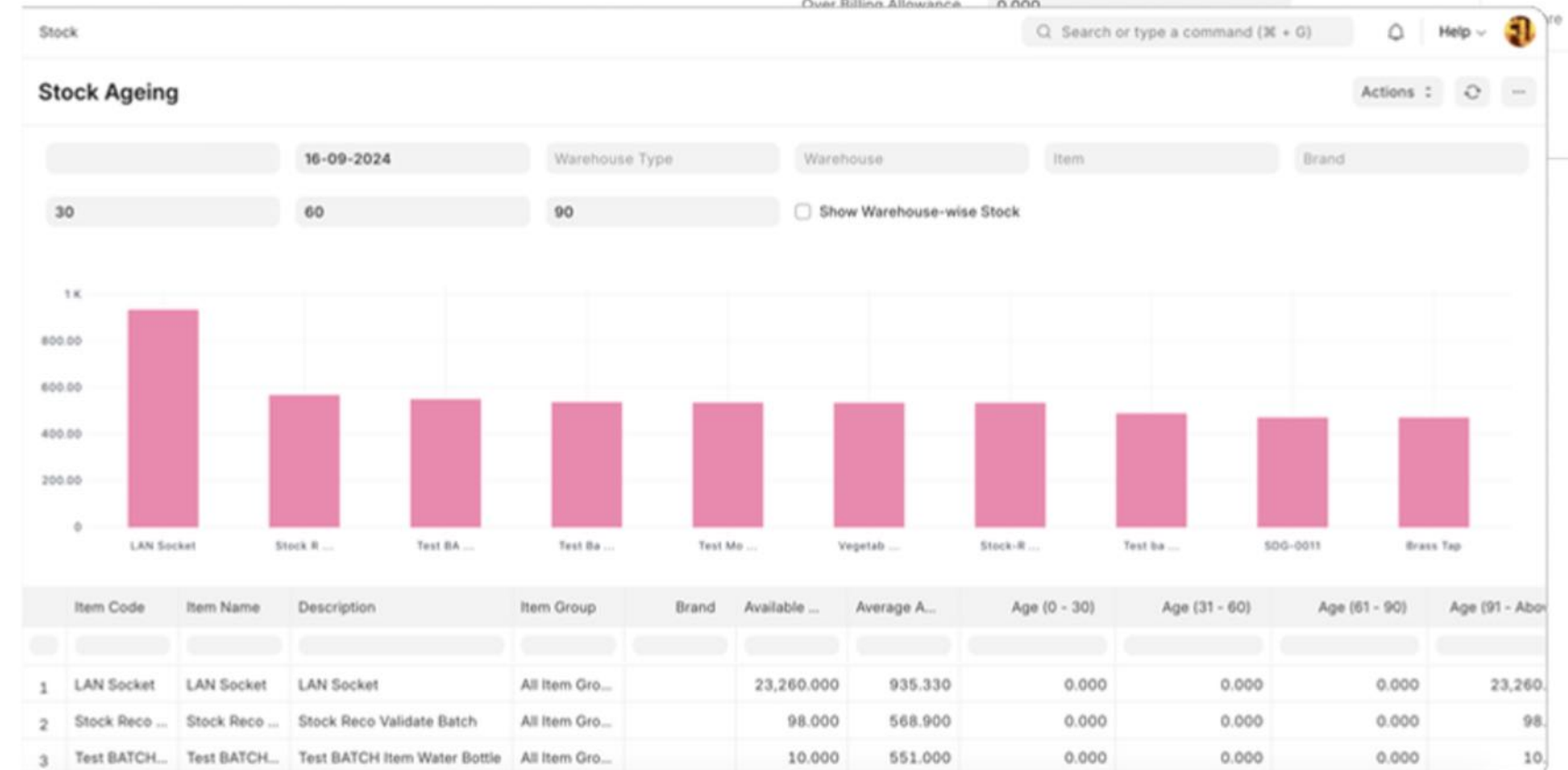
Over Billions Allowance: 0.000

Assigned To +

Attachments +

Screenshot ... x

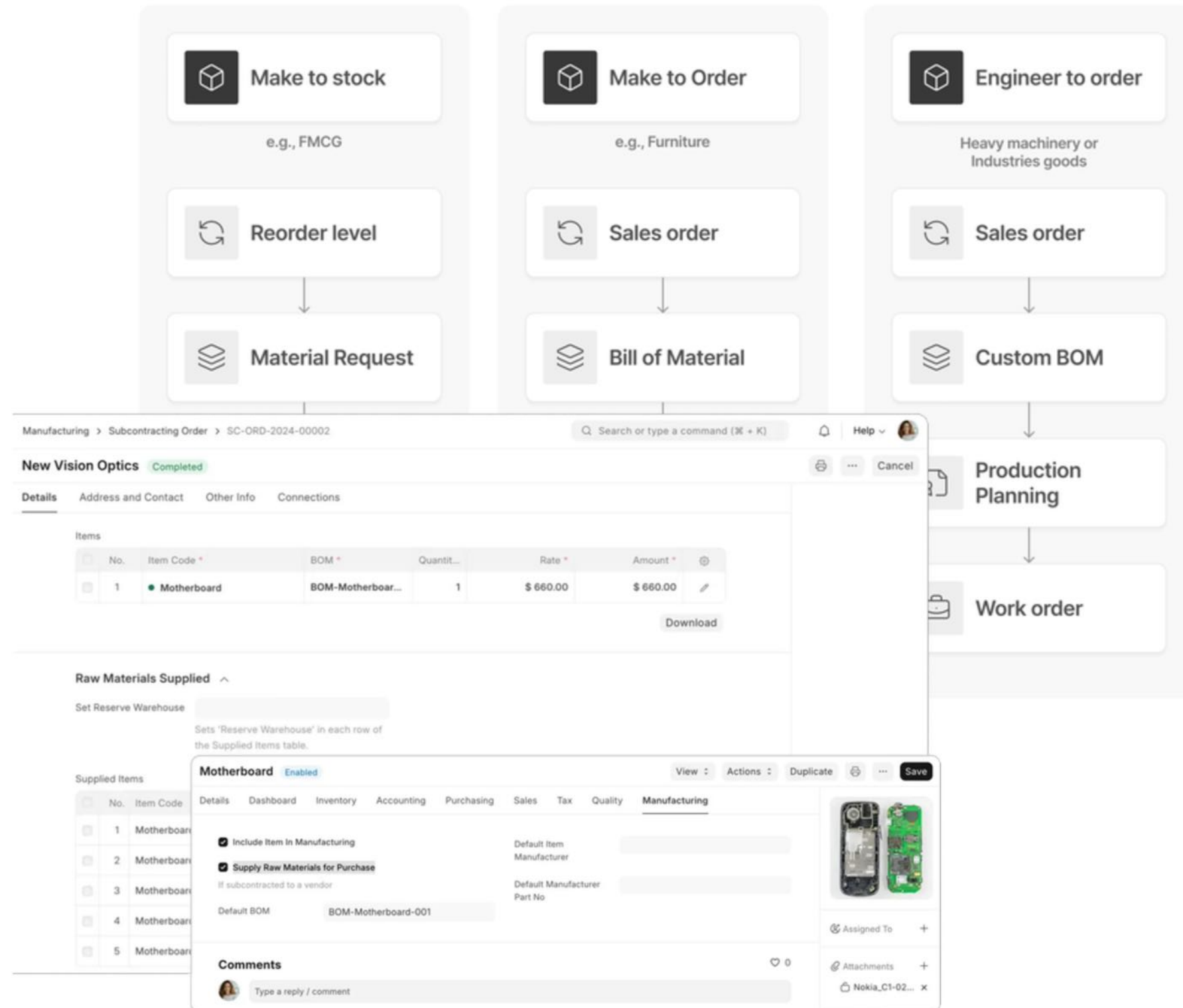
Tags +



1. Centralized item master
2. Flexible multi-warehouse management
3. Automated stock replenishment
4. Stock reservation for accurate order fulfillment
5. Inventory reconciliation for data accuracy
6. Put-away & pick-list management
7. Serialized and batch-tracked inventory
8. Inventory reports & insights

Manufacturing

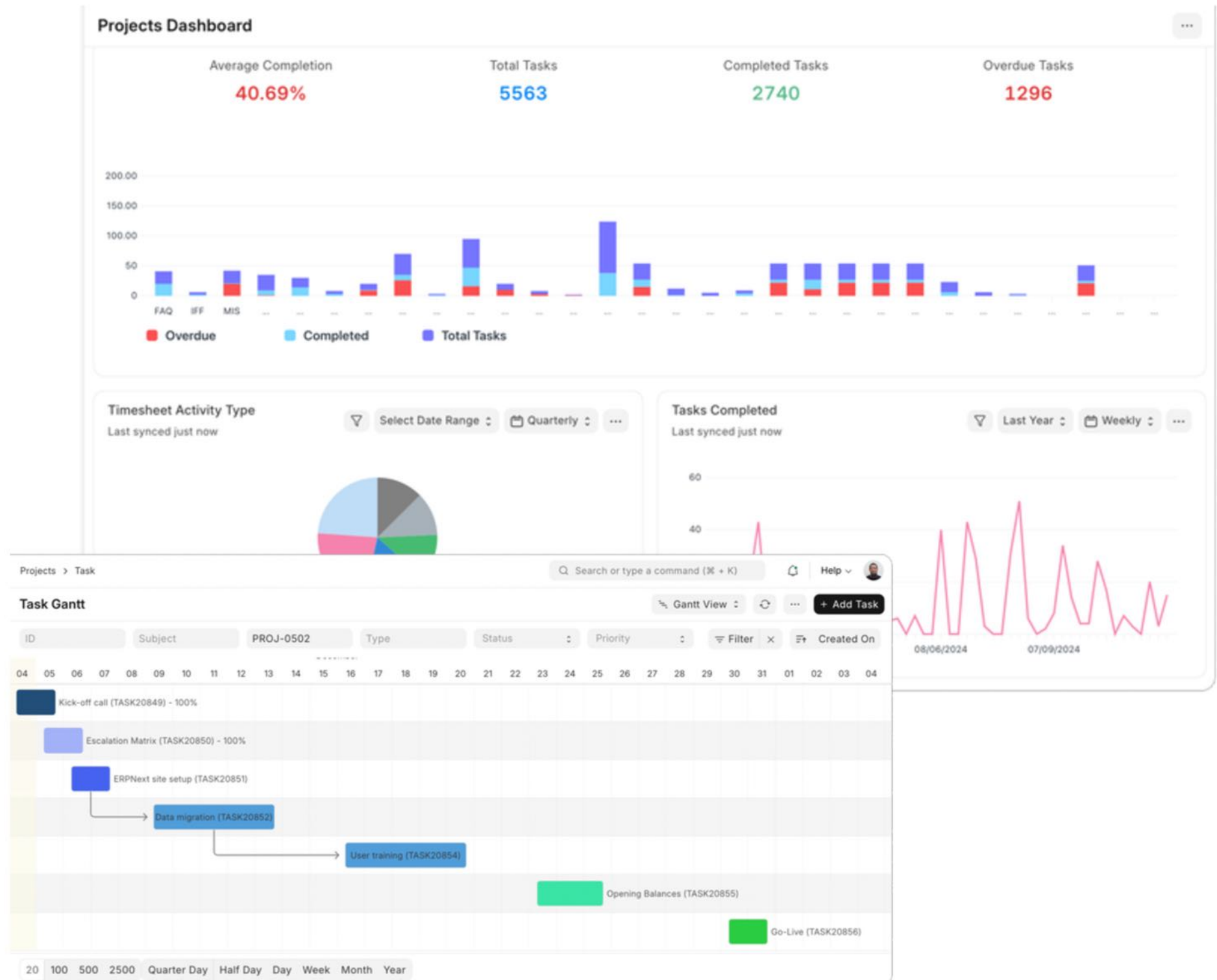
Total visibility and traceability for your manufacturing operations.



1. Bill of Materials (BOM) management
2. Production planning & scheduling
3. Work order management
4. Capacity planning
5. Subcontracting management
6. Identify subcontracted items
7. Subcontracting orders & billing
8. Manufacturing reports & dashboards

Project management

Project-level profitability, powered by integrated accounting.



1. Track project progress and completion status
2. Manage tasks, deadlines, and ownership
3. Map expenses and timesheets to projects
4. Track project-level inventory and assets
5. Provide customers with real-time project progress visibility

Fixed asset management

1. Manage the full asset lifecycle
2. Track detailed asset inventory
3. Procure assets with ease
4. Sell or dispose of assets
5. Automate asset depreciation
6. Scrap and write off assets
7. Adjust asset values when required
8. Asset reports & insights
9. On-the-fly customizations

Easily manage assets from purchase through to retirement.

The screenshot displays the SAP Fixed Asset Management interface for an asset named 'HP Deskjet' (ACC-ASS-2023-00012). The interface is divided into several sections:

- Finance Books:** A table showing one finance book with the following details:

No.	Finance Book	Depreciation Meth...	Frequency of Depr...	Total Number of D...	Depreciation Posti...
1		Written Down Value	6	6	01-05-2022
- Depreciation Schedule:** A table showing the depreciation schedule for the asset:

No.	Schedule Date	Depreciation Amount	Accumulated Deprec...	Journal Entry
1	01-05-2022	\$ 59.94	\$ 59.94	ACC-JV-2023-00013
2	01-11-2022	\$ 347.00	\$ 406.94	ACC-JV-2023-00014
3	01-05-2023	\$ 329.65	\$ 736.59	ACC-JV-2023-00030
4	01-11-2023	\$ 313.17	\$ 1,049.76	ACC-JV-2023-00041
- Asset Depreciation Ledger:** A table showing the depreciation ledger for the asset, filtered by 'Spindl Asia' and '23-02-2023'. The table includes columns for Asset, Depreciation..., Purchase A..., Opening Accu..., Depreciation A..., Accumulated Depreciation..., Value After Depreciati..., Depreciation En..., Asset Categ..., and Cost.

Asset	Depreciation...	Purchase A...	Opening Accu...	Depreciation A...	Accumulated Depreciation...	Value After Depreciati...	Depreciation En...	Asset Categ...	Cost
1	ACC-ASS-20...	01-03-2023	\$ 1,00,000.00	\$ 0.00	\$ 193.37	\$ 193.37	\$ 99,806.63	ACC-JV-2023-...	Computer Equ...
2	ACC-ASS-20...	01-03-2023	\$ 1,00,000.00	\$ 0.00	\$ 193.37	\$ 193.37	\$ 99,806.63	ACC-JV-2023-...	Computer Equ...
3	ACC-ASS-20...	01-03-2023	\$ 1,00,000.00	\$ 0.00	\$ 193.37	\$ 193.37	\$ 99,806.63	ACC-JV-2023-...	Computer Equ...
4	ACC-ASS-20...	01-03-2023	\$ 1,00,000.00	\$ 0.00	\$ 193.37	\$ 193.37	\$ 99,806.63	ACC-JV-2023-...	Computer Equ...
5	ACC-ASS-20...	01-03-2023	\$ 1,00,000.00	\$ 0.00	\$ 193.37	\$ 193.37	\$ 99,806.63	ACC-JV-2023-...	Computer Equ...
6	ACC-ASS-20...	01-03-2023	\$ 1,00,000.00	\$ 0.00	\$ 193.37	\$ 193.37	\$ 99,806.63	ACC-JV-2023-...	Computer Equ...
7	ACC-ASS-20...	01-03-2023	\$ 1,00,000.00	\$ 0.00	\$ 193.37	\$ 193.37	\$ 99,806.63	ACC-JV-2023-...	Computer Equ...
8	ACC-ASS-20...	23-02-2023	\$ 7,000.00	\$ 0.00	\$ 623.91	\$ 623.91	\$ 6,376.09	ACC-JV-2023-...	Computer Equ...

At the bottom of the screenshot, there is a note: "For comparison, use >5, <10 or =324. For ranges, use 5:10 (for values between 5 & 10)." and "Execution Time: 0.02739 sec".

POS

Simple POS. Smarter retail management.

The screenshot displays a POS interface for 'Bandra Store'. It features a grid of items for selection, a detailed view for 'Iphone 13 Tempered Glass' with fields for quantity, price, and warehouse, and a cart summary. The checkout section includes a payment method selector (Cash, Wire Transfer, Credit Card), a numeric keypad, and a final order summary with a 'Complete Order' button.

Point of Sale Bandra Store

All Items

Search by item code, seri
Select item group

iPhone 13-BLA-128G...
\$ 799 / Nos

iPhone 13-RI A-256G...
\$ 1,999 / Nos

Item Details

Iphone 13 Tempered Glass
Iphone 13 Tempered Glass
\$ 1,999.00

Quantity: 1.000
Rate: \$ 1,999.00
Discount (%): 0%
Available Qty at Warehouse: 887
Batch No: [Field]

UOM: Nos
UOM Conversion Factor: 1
Warehouse: Stores - GH
Price List Rate: \$ 1,999.00
Select Batch No

Spindl Inc
Click to add email / phone

Item Cart

Item	Quantity	Amount
iPhone 13 Charger iPhone 13 Charger	1 Nos	\$ 799.00
iPhone 13 Tempered Glass Iphone 13 Tempered Glass	1 Nos	\$ 1,999.00

Total Quantity: 2 Net Total: \$ 2,378.30 Grand Total: \$ 2,378.30

1 2 3 Quantity
4 5 6 Discount
8 9 Rate
0 Delete Remove

Payment Method

Cash: 700.00
Wire Transfer
Credit Card

Additional Information

1 2 3
4 5 6
7 8 9
- 0 Delete

Grand Total: \$ 679.15
Paid Amount: \$ 700.00
Change Amount: \$ 20.85

Complete Order

1. Create items and pricing
2. Set up multiple stores easily
3. Manage billing counters
4. POS billing & collections
5. Shift opening and closing control
6. POS App

Quality/SOP management

Consistently deliver products of the highest quality.

The screenshot displays a QMS interface for a Quality Procedure document. At the top, there's a navigation bar with 'Quality > Quality Procedure > Customer Support'. Below this, a search bar and a 'Help' dropdown are visible. The main content area is titled 'Customer Support' and is marked as 'Approved'. It features three columns: 'Reviews' with a 'Quality Review' button, 'Goals' with a 'Quality Goal' button, and 'Actions' with 'Quality Action' and 'Non Conformance' buttons. A table below shows document details: Quality Procedure (Customer Support), Department (Customer Support - FT), Current Version (3.0), Status (Approved), and Procedure Title (Customer Support Procedure). A hand cursor is pointing at the '3.0' version number. To the right, a sidebar contains 'Assigned To', 'Attachments', 'Reviews', 'Tags', and 'Share' options. At the bottom, a 'Document Control' section includes a note about document versioning and release restrictions.

Quality > Quality Procedure > Customer Support

Customer Support Approved

Quality Review + Quality Goal + Quality Action +
Non Conformance 7 +

Quality Procedure *	Customer Support	Status	Approved
Department *	Customer Support - FT	Procedure Title	Customer Support Procedure
Current Version	3.0		

Document Control
The following table records information regarding released versions of this document and briefly describes their changes.

Note:

1. The latest version of this document is stored electronically.
2. Any printed copy is an uncontrolled copy for reference or training purposes only.
3. This document is not for release to external parties.

1. SOP management
2. SOP review and action tracking
3. QA meetings
4. QA feedback and improvement tracking

Support ticketing

Consistently deliver products of the highest quality.

The screenshot displays a helpdesk interface. At the top left, a sidebar shows the user 'Umair Sayed' and navigation options for 'Tickets' and 'Knowledge base'. The main area is titled 'Tickets / New Ticket' and contains a form with fields for 'App' (ERP), 'Site Name' (newschool), and 'Subject' (migrate). Below the form is a knowledge base snippet titled 'Move site to private bench -' with a 'View All' link. The bottom section, 'Issue Summary', features a dashboard with a status bar (Open: 1, Replied: 1, On Hold: 1, Resolved: 1, Closed: 0) and a bar chart showing ticket counts for various customers: A La Mode (Open), Maria Green (Replied), Kirin LLC (On Hold), and Fabinda (Resolved). A table at the bottom provides a detailed view of the ticket data.

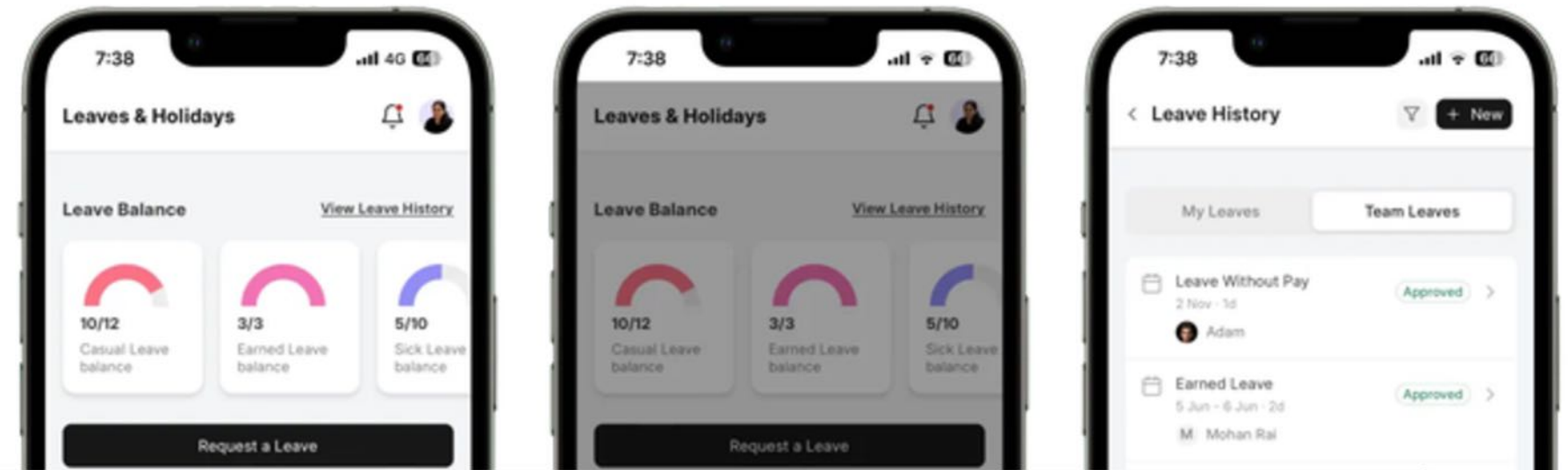
Customer	Open	Replied	On Hold	Resolved	Closed	Total Issu...	SLA Failed	SLA Fulfill...	First Resp...	Resolutio...	Avg First Respc
1 A La Mode	0	0	1	0	0	1	0	0	1	0	

1. Manage customer tickets across multiple channels
2. Automate ticket assignment and routing
3. Track SLAs to ensure timely resolution
4. Monitor team performance with detailed reports
5. Enable self-service through customer portals
6. Reduce ticket volume with a built-in knowledge base
7. Schedule and track maintenance visits

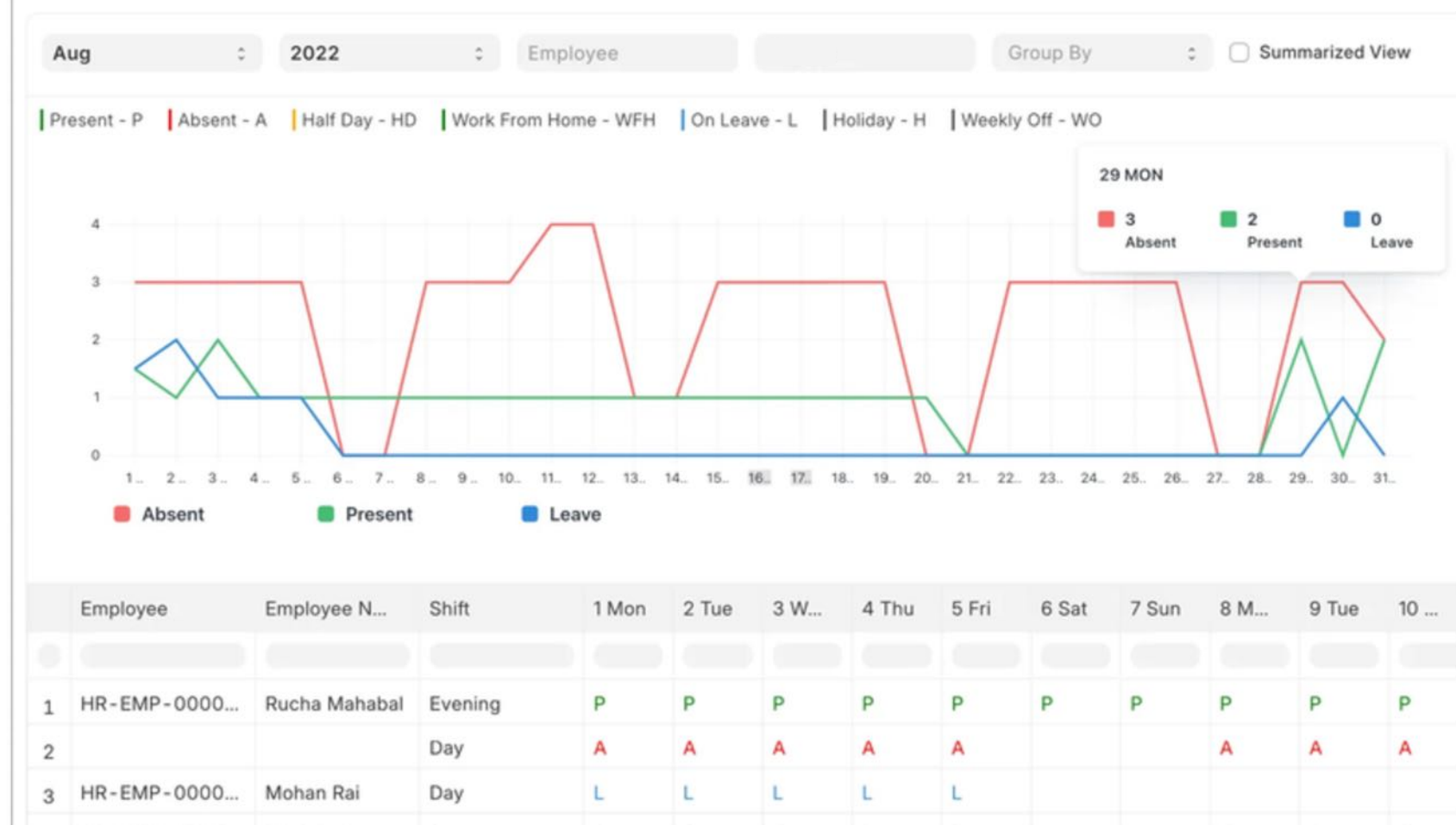
HRM

1. Recruitment
2. Employee Lifecycle
3. Shifts & Attendance
4. Leave Management
5. Expense Management
6. Performance Management
7. Payroll
8. Payroll Tax & Reports
9. Mobile App

A Smarter Way to Run HR Starts Here.



Monthly Attendance Sheet



 Haig ERP




Why choose us

Still limited by what your vendor allows you to do?

Why adapt your business to software — instead of software adapting to you?

Why force your business to adapt to rigid software — when your software should adapt to you? At Haig ERP, we believe like owning your business, you should own your software not the other way around. That's why we build fully customizable, scalable, and self-owned ERP solutions designed around your workflows — not the other way around.



Why we stand out

Comparing traditional solutions vs. our systems

Traditional Systems

Our ERP

Slow data migration & high long term cost

Cost

Easily customized to your starting cost
Scales as your company grows

Rigid structure, hard to customize

Flexibility

Modular system – use only what you need
Easily customized to your business workflow

Stuck to whatever vendor have

100% self own

Customize, extend, and host it
with no vendor restrictions.



Cost savings



Break free from rising SaaS costs. Our ERP scales with your business without per-user pricing, keeping long-term costs predictable and affordable.

Easy scaling



Start small and scale affordably — our ERP adapts to your budget while growing with your business.

Team productivity



Empower your team with streamlined workflows, automation, and centralized data — so they can focus on high-value work instead of admin tasks.

Ongoing support



Enjoy continuous support, system updates, and expert guidance to ensure your ERP evolves with your business needs.

Key benefits of using

HAIG ERP



“

The right ERP solution doesn't just support your business — it empowers it to grow, adapt, and thrive.

CHENG HAY, CEO and Founder of HAIG ERP

3 Simple Step to unlock your business productivity

Setup

Let us know your configuration, tailor the system to your business needs, and prepare integrations.

1

Training

We guide your team with practical onboarding sessions to ensure smooth adoption.

2

Go live and support

We launch your system, monitor performance, and provide ongoing customer support.

3



Next steps to partner with us

Schedule demo

Define requirements

Confirm modules

Begin onboarding

Review after 3 - 6 months



sales@haig.sg

+65 8328 5991

Questions?



We're here
to help